



Operating Instructions

Ex-Penlight



List of Contents

1. Introduction	6
2. Safety Information	6
3. Faults & Damage	6
4. Safety Regulations	7
5. Data & Specification	7
6. Operation	7
7. Replacement of Defective Bulbs & Batteries	7
8. Repairs	8
9. Guarantee and Liability	8
10. EC Type-Examination Certificate	9
11. Conformity Declaration	16

1. Introduction

The Ex-Penlight is a robust yet easy to operate pocket torch, making it ideal for use in confined and restricted spaces within hazardous areas.

2. Safety Information

Safe operation of the equipment is maintained providing that all instructions and warnings contained in this manual are fully observed. In case of doubt (due to translation and/or printing errors) reference should be made to the original German instruction manual.

3. Faults & Damage

If there is any reason to suspect that the safety of the unit has been affected then it must be immediately withdrawn from use and precautionary measures taken in order to prevent any further use of in the hazardous area.

The safety and integrity of the unit could be compromised by, for example:


- *External damage to the housing*
- *Incorrect storage of the equipment*
- *Damage sustained in transit*
- *The correct certification is illegible*

4. Safety Regulations

The use of the intrinsically safe Ex-Penlight meets the requirements of the regulations providing that the user observes and applies the requirements as laid down in the regulations and that improper and incorrect use of the unit is avoided.

- *The device must not be opened within the hazardous area.*
- *Batteries (see page 17) must only be changed outside the hazardous area.*
- *The bulb must only be changed outside the hazardous area.*

5. Data & Specification

Operating temperature	:	-20°C ... +40°C
CE number	:	CE 0102
IP Protection Level	:	IP 54
Certificate of Conformity	:	TÜV 99 ATEX 1512
Certification	:	 II 2 G EEx e ia IIC T4

Authorised for Device group II, Category 2 gas group C potentially explosive gases, vapours or mist, Temperature class T4.

6. Operation

Pressing the plunger switch on the top of the torch switches the light on and off.

7. Replacement of Defective Bulbs & Batteries

Remove the lens head by unscrewing in an anti-clockwise direction.

Remove defective bulb – ensuring that only Philips type 222 is used as replacement.

The use of any other type of bulb is strictly forbidden in that it will invalidate the Ex-data certification. When replacing the batteries please take care to ensure that the positive poles of the batteries point towards the light bulb/lens head. Replace the lens head. Only batteries LR03 according to IEC (see tables) may be replaced. The use of any other type of battery is strictly forbidden in that it will invalidate the EX-data certification.

8. Repairs

The general terms and conditions of ELEX V apply to repair work. The manufacturer must carry out the repair work in order to check for the safe functioning of the protective circuits.

9. Guarantee and Liability



The instrument parts and functions are guaranteed for two years, starting from the date of delivery. This guarantee remains valid if defective components are submitted. We reserve the right to exchange, modify or repair the equipment.

The company ECOM Rolf Nied GmbH is responsible for the granting of the guarantee. It takes no responsibility for damages, expenses or losses resulting from the use or purchase of the equipment. Neither is ECOM liable for damages, expenses or losses arising from any special or subsequent damages.

Further, any use other than that as described in section 1 is not permitted. ECOM is not liable for any damages resulting from any differing or excessive use. The user carries this risk alone.

In those countries where the restriction of a legal guarantee (e.g. the exclusion or limitation of subsequent damage) is not permitted, it could be that the above mentioned limitations and exclusions are not valid for each purchase. Should any clause of this guarantee be found ineffective or unacceptable before a court, then the effectivity or enforcement of any other part of this guarantee should be unaffected by such claims.

10. EC Type-Examination Certificate

 <p>EC TYPE-EXAMINATION CERTIFICATE</p> <p>(1) Equipment or Protective System intended for use in potentially explosive atmospheres - Directive 94/9/EC</p> <p>(2) EC-Type Examination Certificate Number</p> <p>(3) TUV 99 ATEX 1512</p> <p>(4) Equipment or Protective System: Explosion-proof torch type Ex-Perlight</p> <p>(5) Manufacturer: ECOM Rohf. Werk GmbH</p> <p>(6) Address: Industriestraße 2 D-91959 Adamstorf</p> <p>(7) This equipment or protective system and any acceptable variation thereto is specified in the schedule to this certificate.</p> <p>(8) The examination and test results are recorded in the confidential report N° 99/PX28090. The examination and test results are recorded in the confidential report N° 99/PX28090.</p> <p>(9) Compliance with the Basic Health and Safety Requirements has been assured by compliance with:</p> <p>EN 50 014:1997 EN 50 016:1994 EN 50 020:1994</p> <p>(10) The marking of the equipment or protective system must include the following:</p> <p>II 2 G Ex e Ia IIC T4</p> <p>Harmonized EN 60947-2:2002</p> <p>TUV Nord Certification Body</p> <p>This certificate is only valid when used in conjunction with the product to which it refers. It does not constitute a warranty or a guarantee for the product. The product must be used in accordance with the instructions for use.</p>	 <p>SCHEDULE</p> <p>(14) EC-TYPE EXAMINATION CERTIFICATE N° TUV 99 ATEX 1512</p> <p>(15) Description of equipment or protective system</p> <p>The explosion-proof torch type Ex-Perlight is allowed to be used within the explosion-hazardous area.</p> <p>Electrical data</p> <p>Supply: 2 pcs. alkaline batteries, size AAA according to IEC LR03 or (internal battery) U = 3 V</p> <p>Only batteries successfully type-examined according to Section 10.9 of the EN 50020:1994 are permissible.</p> <p>Bulbs: Incandescent lamps according to DIN 49846, page 1, form K, U = 2.25 V, I = 0.25 A, cold resistance R > 0,76 Ω</p> <p>Only bulbs successfully type-examined according to Section 10.5 and 10.8 of the EN 50020:1994, with the above mentioned cold resistance are admissible. The manufacturers and types have to be indicated in the operating instructions.</p> <p>The replacement of the batteries and bulbs is only allowed to be replaced outside of the explosion-hazardous area.</p> <p>(16) Test documents are listed in the test report No. 99/PX28090.</p> <p>(17) Special condition for safe use: none</p> <p>(18) Basic Health and Safety Requirements: no additional ones</p>
--	--

<p>Typ LR03 (IEC) - AAA:</p> <ul style="list-style-type: none"> Alkaline Electric Power No. 8003 Alkaline Universal No. 4003 Alkaline Alkaline Power Line Industrial Battery Alkaline Energizer 	<p>Hersteller: Supplier: fabricant:</p> <ul style="list-style-type: none"> Varta Varta Duracell Panasonic Everady Ralston Energy Systems SA
---	--



ecom instruments GmbH

Industriestr.2
D-97959 Assamstadt

Tel.: +49 (0) 62 94/42 24 0
Fax: +49 (0) 62 94/42 24 90

E-Mail: sales@ecom-ex.com
Internet: www.ecom-ex.com

Z-Nr: 065B0101 11/01 Änderungen vorbehalten!